

indianexpress.com

**I arrive at a conclusion  
not an assumption.**

**Inform your opinion with  
detailed analysis.**

**The Indian Express.**  
**For the Indian Intelligent.**

**The Indian EXPRESS**  
JOURNALISM OF COURAGE

## BLUE HORIZON INVESTMENTS LIMITED

CORPORATE IDENTITY NO. L99999MH1974PLC127031

Regd. Office : Ballarpur Paper Mills, P.O. Ballarpur - 442901, Dist. Chandrapur, Maharashtra

### STATEMENT OF UNAUDITED / AUDITED FINANCIAL RESULTS FOR THE QUARTER ENDED 30TH SEPTEMBER, 2021

Rs. In Lakhs

Sl. No.	Particulars	Quarter ended 30.09.2021 (Unaudited)	Quarter ended 30.06.2021 (Unaudited)	Quarter ended 30.09.2020 (Unaudited)	Half year ended 30.09.2021 (Unaudited)	Year Ended 31.03.2021 (Audited)
<b>Part -1</b>						
1.	Total Income from Operations	1.91	1.91	1.91	3.83	7.65
2.	Net Profit / (Loss) for the period (before Tax, Exceptional and/or Extraordinary items#)	0.53	0.58	(1.06)	1.10	( 5.83)
3.	Net Profit / (Loss) for the period before Tax (after Exceptional and/or Extraordinary items#)	0.53	0.58	(1.06)	1.10	( 5.83)
4.	Net Profit / (Loss) for the period after Tax (after Exceptional and/or Extraordinary items#)	0.53	0.58	(1.06)	1.10	( 5.83)
5.	Total Comprehensive Income for the period [Comprising Profit / (Loss) for the period (after tax) and Other Comprehensive Income (after tax)]	0.53	0.58	(1.06)	1.10	( 5.83)
6.	Equity Share Capital	5.01	5.01	5.01	5.01	5.01
7.	Reserves (excluding Revaluation Reserve) as shown in the Audited Balance Sheet of previous year				296.53	302.36
8.	Earnings Per Share (of Rs. 10/- each) (for continuing and discontinued operations) -					
1. Basic:		1.05	1.15	(2.12)	2.20	(11.62)
1. Diluted:		1.05	1.15	(2.12)	2.20	(11.62)

Note:

- a) The above Financial Results for the quarter ended Sept 30, 2021 have been prepared as per Ind AS rules and reviewed and recommended by the Audit committee and have been approved and taken on record by the Board of Directors at its meeting held on Nov 12, 2021 and the Statutory Auditors of the Company have provided Limited Review Report for the detailed Unaudited Financial Results.
- b) The above is an extract of the detailed format of Quarterly/Annual Financial Results filed with the Stock Exchanges under Regulation 33 of the SEBI (Listing and Other Disclosure Requirements) Regulations, 2015. The Full format of the Quarterly/ Annual Financial Results are available on the websites of the stock Exchange(s) and the listed entity. (www.bhil.co.in).

For Blue Horizon Investments Ltd.  
Sd/-  
CFO

Place : Gurugram  
Dated : 12.11.2021

## IL&FS | Private Equity

### IL&FS INVESTMENT MANAGERS LIMITED

Registered Office: The IL&FS Financial Centre, C-22, 'G' Block, Bandra-Kurla Complex, Bandra (East), Mumbai 400 051  
CIN: L65999MH1986PLC147981, Website: www.iimindia.com, Tel.: 022 2653 3333, Fax: 022 2653 3056, Email: investor.relations@iifindia.com

### EXTRACT OF CONSOLIDATED FINANCIAL RESULTS FOR THE QUARTER AND HALF-YEAR ENDED SEPTEMBER 30, 2021.

(₹ in lakhs)

Particulars	Quarter Ended 30.09.2021 (Unaudited)	Quarter Ended 30.06.2021 (Unaudited)	Quarter Ended 30.09.2020 (Unaudited)	Half-Year Ended 30.09.2021 (Unaudited)	Half-Year Ended 30.09.2020 (Unaudited)	Year Ended 31.03.2021 (Audited)
Total Income from Operations (Net)	1,280.94	884.42	1,604.26	2,165.36	2,867.21	5,862.49
Net Profit/(Loss) for the period (before tax and Exceptional items)	219.45	81.77	295.17	301.22	568.03	989.43
Net Profit/(Loss) for the period before tax (after Exceptional items)	219.45	81.77	295.17	301.22	568.03	989.43
Net Profit/(Loss) for the period after tax (after Exceptional items)	124.12	7.34	200.06	131.46	412.25	961.54
Total Comprehensive Income/(Loss) for the period	105.75	111.37	19.12	217.12	247.38	791.19
Equity Share Capital	6,280.85	6,280.85	6,280.85	6,280.85	6,280.85	6,280.85
Earnings Per Share (Face Value of ₹ 2 each) Basic and Diluted	0.01	(0.01)	0.03	0.01	0.10	0.25
Other Equity		-				14,689.95

Note:

- (1) The aforesaid consolidated financial results of IL&FS Investment Managers Limited (the "Holding Company"), its subsidiaries (the Holding Company and its subsidiaries together constitute the "Group") and jointly controlled entities for the quarter and half-year ended September 30, 2021 along with comparative period, have been reviewed by the Audit Committee and subsequently approved by the Board of Directors of the Company at its meeting held on November 12, 2021 in terms of Regulation 33 of the SEBI (Listing Obligations and Disclosure Requirements) Regulations, 2015. The financial results for the quarter and half-year ended September 30, 2021 have been subjected to Limited Review by the Statutory Auditors of the Company.
- (2) The Ministry of Corporate Affairs (MCA), Government of India, has vide its letter dated October 1, 2018 initiated investigation by Serious Fraud Investigation Office (SFIO) against Infrastructure Leasing & Financial Services Limited (IL&FS), the Holding Company and its subsidiaries (including the Group) under Section 212(1) of the Companies Act, 2013. As a part of its investigation, SFIO and Enforcement Directorate (ED) have been seeking information from the Group on an ongoing basis. The investigation is in progress and the Group is fully cooperating with the investigation agencies. On December 3, 2018, MCA on the directions of the National Company Law Tribunal, Mumbai (NCLT) has implicated various Group Companies of IL&FS (which includes the Group) as Respondents to the Petition filed by them on October 1, 2018. Further, based on another petition of the MCA under Section 130 (1) of the Companies Act, 2013, the NCLT has, on January 1, 2019, ordered re-opening of books of accounts for the past financial year 2012-13 to financial year 2017-18 of IL&FS (the Ultimate Holding Company), IL&FS Financial Services Limited (IFIN a fellow subsidiary) and IL&FS Transportation Networks Limited (ITNL a fellow subsidiary). While the Group, based on its current understanding, believes that the above would not have a material impact on the financial results, the implications, if any, arising from the aforesaid developments would be known only after the aforesaid matters are concluded and hence are not determinable at this stage.
- (3) The term of most of the existing funds being managed/advised by the Group has already been over. Other funds being managed/advised by the Group are approaching end of their term in near future, which has resulted/is likely to result in significant reduction in the Group's fee revenue. Management expects that its future income from existing funds being managed/advised together with liquid assets held by the Group as at September 30, 2021 will be adequately sufficient to meet the Group's existing and future obligations arising over the next 12 months.
- Meanwhile, the IL&FS Board has been working on a resolution plan, with a view to enable value preservation for stakeholders of IL&FS Group. The resolution plan, inter alia, involves sale of assets/businesses/companies owned by IL&FS. And in this regard, the IL&FS Board has on December 21, 2018 and September 27, 2019 invited a public Expression of Interest (EOI) for sale of its entire stake in the Company. Accordingly, the Company's plans for new fund raise have been kept on hold pending completion of the stake sale. Further, with the outbreak of the pandemic the timelines for the sale process have got delayed and while there is material uncertainty with regard to the stake sale, management believes that use of the going concern assumption for preparation of these financial results is appropriate.
- (4) The above is an extract of the detailed format of year ended Financial Results filed with the Stock Exchanges under Regulation 33 of the SEBI (Listing and Other Disclosure Requirements) Regulations, 2015. The full format of the unaudited Financial Results are available on the Stock Exchange websites at <http://www.nseindia.com/> and <http://www.bseindia.com/>. The same are also available on the Company website at: <http://www.iimindia.com/financials.aspx>
- (5) Additional Information on Standalone Financial Results is as below :

(₹ in lakhs)

Particulars	Quarter Ended 30.09.2021 (Unaudited)	Quarter Ended 30.06.2021 (Unaudited)	Quarter Ended 30.09.2020 (Unaudited)	Half-Year Ended 30.09.2021 (Unaudited)	Half-Year Ended 30.09.2020 (Unaudited)	Year Ended 31.03.2021 (Audited)
1 Total Revenue	122.68	167.56	203.13	290.24	537.12	1,404.78
2 Profit before Tax	(78.05)	(130.46)	(139.50)	(208.50)	(173.70)	(441.52)
3 Profit after Tax	(94.22)	(120.70)	(133.12)	(214.92)	(159.39)	(280.79)

For the Order of the Board  
Sd/-  
Chief Executive Officer

Mumbai, November 12, 2021

## FINE ORGANIC INDUSTRIES LIMITED

Regd. Office: Fine House, Anandji street, off M G Road, Ghatkopar (East), Mumbai - 400 077, CIN: L24119MH2002PLC136003,  
Email: info@fineorganics.com; Web: www.fineorganics.com; Tel.: +91 (022) 21025000, Fax: +91 (022) 21028899

### Extract of Standalone and Consolidated Results for the Quarter and Six months period ended 30<sup>th</sup> September, 2021

(₹ in Lakhs)

Sr. No.	Particulars	Standalone			Consolidated		
		Quarter ended 30 <sup>th</sup> September 2021	Six Month ended 30 <sup>th</sup> September 2021	Quarter ended 30 <sup>th</sup> September 2020	Quarter ended 30 <sup>th</sup> September 2021	Six Month ended 30 <sup>th</sup> September 2021	Quarter ended 30 <sup>th</sup> September 2020
		(Unaudited)	(Unaudited)	(Unaudited)	(Unaudited)	(Unaudited)	(Unaudited)
1	Total Income from Operations	42,955.14	78,945.34	26,581.11	43,839.68	79,596.71	27,098.14
2	Net Profit / (Loss) for the period (before Tax, Exceptional and/or Extraordinary items)	6,809.43	11,317.22	3,980.46	6,798.73	11,455.74	4,165.57
3	Net Profit / (Loss) for the period before Tax (after Exceptional and/or Extraordinary items)	6,809.43	11,317.22	3,980.46	6,798.73	11,455.74	4,165.57
4	Net Profit / (Loss) for the period after Tax (after Exceptional and/or Extraordinary items)	4,996.63	8,490.44	2,947.00	4,987.66	8,579.96	3,121.58
5	Total Comprehensive Income for the period [Comprising Profit / (Loss) for the period (after Tax) and Other Comprehensive Income (after Tax)]	5,004.09	8,557.99	3,026.88	4,995.12	8,647.51	3,201.46
6	Paid up Equity Share Capital (face value ₹ 5/- each)	1,533.00	1,533.00	1,533.00	1,533.00	1,533.00	1,533.00
7	Earnings per equity share (face value of ₹ 5/- each) for continuing and discontinued operations						
1. Basic : (₹ not annualised)		16.30	27.69	9.61	16.27	27.98	10.18
2. Diluted : (₹ not annualised)		16.30	27.69	9.61	16.27	27.98	10.18

Note:-

- a) The above results have been reviewed by Audit Committee and approved by the Board of Directors in its meeting held on 12<sup>th</sup> November 2021.
- b) The above is an extract of the detailed format of Statement of Standalone and consolidated unaudited Financial Results filed with the Stock Exchanges under Regulation 33 of the SEBI (Listing Obligations and Disclosure Requirements) Regulations, 2015. The detailed Financial Results and this extract were reviewed by the Audit Committee and approved by the Board of Directors of the Company at the meeting held on 12<sup>th</sup> November 2021. The full format of the Statement of Standalone and consolidated unaudited Financial Results are available on the Company's website ([www.fineorganics.com](http://www.fineorganics.com)) and on the websites of National Stock exchange of India Limited ([www.nseindia.com](http://www.nseindia.com)), BSE Limited ([www.bseindia.com](http://www.bseindia.com))

For and on behalf of the Board of Directors  
(Jayen Shah)  
Director and CEO  
DIN :-00106919

Place : Mumbai  
Date : 12<sup>th</sup> November, 2021

**FINE ORGANICS**

Adfactors 429



**ENDURANCE**  
Complete Solutions

## ENDURANCE TECHNOLOGIES LIMITED

CIN: L34102MH1999PLC123296

Registered Office: E-92, M.I.D.C. Industrial Area, Waluj, Aurangabad - 431136 (Maharashtra), India  
Website: [www.endurancegroup.com](http://www.endurancegroup.com), Email: [investors@endurance.co.in](mailto:investors@endurance.co.in)

### EXTRACT OF STANDALONE AND CONSOLIDATED UNAUDITED FINANCIAL RESULTS FOR THE QUARTER AND HALF YEAR ENDED 30<sup>TH</sup> SEPTEMBER, 2021

(₹ in million (except per share data))

Sr. No.	Particulars	Standalone			Consolidated		
		Quarter ended	Half Year ended	Quarter ended	Quarter ended	Half Year ended	Half Year ended
		30 <sup>th</sup> September, 2021	30 <sup>th</sup> September, 2020	30 <sup>th</sup> September, 2021	30 <sup>th</sup> September, 2021	30 <sup>th</sup> September, 2020	30 <sup>th</sup> September, 2021
		Unaudited	Unaudited	Unaudited	Unaudited	Unaudited	Unaudited
1	Total Income	15,057.05	12,926.74	26,635.11	18,957.54	17,772.91	36,021.13
2	Net Profit/(Loss) for the period (before Tax and Exceptional items)	1,651.45	1,802.93	2,742.64	1,723.97	2,195.07	3,296.70
3	Net Profit/(Loss) for the period before tax (after Exceptional items)	1,651.45	1,802.93	2,428.14	1,723.97	2,195.07	2,982.20
4	Net Profit/(Loss) for the period after tax (after Exceptional items)	1,223.65	1,343.92	1,791.63	1,333.30	1,671.54	2,298.85
5	Total Comprehensive Income/(Loss) for the period [Comprising Profit for the period (after tax) and Other Comprehensive Income (after tax)]	1,208.37	1,365.43	1,774.58	986.90	1,939.84	2,237.98
6	Paid-up Equity Share Capital (Face value of ₹10/- per share)	1,406.63	1,406.63	1,406.63	1,406.63	1,406.63	1,406.63
7	Earnings/(Loss) Per Share (of ₹10/- each) (for continuing and discontinued operations) - Basic & diluted (not annualised)	8.70	9.55	12.74	9.48	11.88	16.34

Notes

- a) The above financial results have been reviewed by the Audit Committee and approved by the Board of Directors at their respective meetings held on 11<sup>th</sup> November, 2021. The Statutory Auditors of the Company have carried out a limited review of these financial results.
- b) The Consolidated financial results include results of the Company's subsidiaries in Italy and Germany.
- c) The above is an extract of the detailed format of the Standalone and Consolidated financial results for the quarter and half year ended 30<sup>th</sup> September, 2021, filed with the Stock Exchanges under Regulation 33 of the SEBI (Listing Obligations and Disclosure Requirements) Regulations, 2015. The full format of the financial results is available on the Company's website at [www.endurancegroup.com](http://www.endurancegroup.com) and on the websites of the Stock Exchanges i.e. [www.bseindia.com](http://www.bseindia.com) and [www.nseindia.com](http://www.nseindia.com).

For and on behalf of the Board of Directors

Anurag Jain  
Managing Director  
(DIN: 00291662)

Place: Mumbai  
Date: 11<sup>th</sup> November, 2021

Adfactors 426



## AROHAH FINANCIAL SERVICES LIMITED

Registered Office: PTI Building, 4th Floor,

DP 9, Salt Lake, Sector-V, Kolkata - 700091, West Bengal, India

T: +91 33 4015 6000 | CIN: U74140WB1991PLC053189

E-mail: [compliance@arohan.in](mailto:compliance@arohan.in) | website: [www.arohan.in](http://www.arohan.in)

### Financial Results of Arohan Financial Services Limited for the quarter ended September 30, 2021 [Regulation 52(8), read with Regulation 52 (4), of the SEBI (LODR) Regulations, 2015]

(All amounts in lakhs of INR, unless otherwise stated)

Sl. No.	Particulars	Quarter ended September 30 2021 (Unaudited)	Quarter ended September 30 2020 (Unaudited)	Year ended March 31, 2021 (Audited)
1.	Total Income from Operations	21,924.22	25,700.76	98,619.21
2.	Net Profit / (Loss) for the period / year (before Tax, Exceptional and / or Extraordinary items)	2,426.92	1,585.92	(21,779.33)
3.	Net Profit/(Loss) for the period / year before tax (after Exceptional and / or Extraordinary items)	2,426.92	1,585.92	(21,779.33)
4.	Net Profit/(Loss) for the period / year after tax (after Exceptional and / or Extraordinary items)	1,714.64	1,308.84	(15,994.94)
5.	Total Comprehensive Income for the period [Comprising Profit / (Loss) for the period (after tax) and Other Comprehensive Income (after tax)]	1,510.15	122.55	(17,188.61)
6.	Paid Up Equity Share Capital	12,017.73	11,117.10	12,017.73
7.	Reserves (excluding Revaluation Reserve)	15,894.66	37,031.29	12,813.72
8.	Securities premium account	71,061.46	53,378.15	71,032.08
9.	Net worth	98,973.85	1,01,526.54	95,863.53
10.	Paid Up Debt Capital / Outstanding Debt	3,84,343.45	4,66,937.91	4,41,519.87
11.	Outstanding Redeemable Preference Shares	Nil	Nil	Nil
12.	Debt Equity Ratio	3.88	4.60	4.61
13.	Earnings Per Share (of INR each)			
1. Basic : (not annualised)		1.47	1.20	(14.56)
2. Diluted : (not annualised)		1.46	1.20	(14.56)

Note:


- a) The above is an extract of the detailed format of the quarterly financial results filed with BSE Ltd. under Regulation 52 of the SEBI (Listing Obligations and Other Disclosure Requirements) Regulations, 2015 (SEBI LODR Regulations, 2015). The full format of the quarterly financial results are available on the websites of BSE Ltd ([www.bseindia.com](http://www.bseindia.com)) and the Company website ([www.arohan.in](http://www.arohan.in))
- b) For the other line items referred in Regulation 52 (4) of the SEBI (LODR) Regulations 2015, pertinent disclosures have been made to BSE Ltd. and can be accessed on the URL ([www.bseindia.com](http://www.bseindia.com)) and the Company website ([www.arohan.in](http://www.arohan.in))

By order of the Board  
For Arohan Financial Services Limited  
Sd/-  
Manoj Kumar Nambiar  
Managing Director (DIN 03172919)

Place: Kolkata  
Date: November 11, 2021

New Delhi





## अतिशय लिमिटेड

नॉंदणीकृत कार्यालय : १४-१५, छटाव बिल्डिंग, ४४ बीक स्ट्रीट, फोर्ट, मुंबई (महा.) - ४०० ००१

मुख्य कार्यालय : प्लॉट क्र. ३६, डीन-१, महाराणा प्रताप नगर, भीमाळ, - ४६२०११, मध्यप्रदेश

दू. : ०२२ ६६६६ ६६१८, ०७५५ २५५८२८३ | फॅक्स : ०७५५ ४२२९ १९५५ | वेबसाईट : [www.atishay.com](http://www.atishay.com)

सीआयएन : एल०१०१एमएच२०००पीएलसी१२६१३

### ३० सप्टेंबर, २०२१ रोजी संपलेल्या तिमाही आणि अर्थ वर्षांकरीता

### अलेखापरिचित अतिशय वित्तीय निष्कर्षांचे विवरण

(ईपीएस सोडून रु. लाखात)

अ. क्र.	तपशील	संपलेल्या तिमाहीसाठी			संपलेल्या सहा महिन्यांसाठी	
		३०-सप्टें-२१ अलेखापरिचित	३०-जून-२१ अलेखापरिचित	३०-सप्टें-२० अलेखापरिचित	३०-सप्टें-२१ अलेखापरिचित	३०-सप्टें-२० अलेखापरिचित
१	प्रवर्तनातून एकूण उत्पन्न	४५७.८३	४००.६३	६१७.३०	८८८.४६	१,३३६.२६
२	कालावधीसाठी निव्वळ नफा/(तोटा) (कर आणि अपवादाला न बाबीपूर्वी)	२२.६८	(४८.१७)	१२२.४५	(२६.२९)	२०७.०८
३	कालावधीसाठी करपूर्व निव्वळ नफा/(तोटा) (अपवादाला न बाबीनंतर)	२२.६८	(४८.१७)	१२२.४५	(२६.२९)	२०७.०८
४	कालावधीसाठी करोत्तर निव्वळ नफा/(तोटा) (अपवादाला न बाबीनंतर)	२३.०६	(४३.७९)	८८.८४	(२०.७३)	१४६.८९
५	कालावधीसाठी एकूण सर्वसाधारण उत्पन्न (कालावधीसाठी (करोत्तर) नफा/(तोटा) आणि इतर सर्वसाधारण उत्पन्न (करोत्तर) धरून)	२४.६६	(४२.१८)	८८.४०	(१७.५२)	१४४.०९
६	भरणा झालेले समभाग भांडवल (दर्शनी मूल्य रु. १० प्रति समभाग)	१,०९८.१३	१,०९८.१३	१,०९८.१३	१,०९८.१३	१,०९८.१३
७	मागील वर्षाच्या लेखापरिचित ताळेद्वारे दाखिल्या प्रमाणे राखीव (पुनर्मूल्यांकित राखीव वाटूक)	प्र. ना.	प्र. ना.	प्र. ना.	प्र. ना.	प्र. ना.
८	प्रति समभाग प्राप्ती (प्रत्येकी रु. १०/-च्या ) (अखंडित आणि खंडित प्रवर्तनांसाठी)					
९	मूलभूत	०.२१	(०.४०)	०.८१	(०.१९)	१.३४
१०	सीमिकृत	०.२१	(०.४०)	०.८१	(०.१९)	१.३४

१. वरील माहिती म्हणजे सेबी (लिस्टिंग ऑब्लिगेशन्स अँड डिस्कलोजर रिक्वायरमेंट्स) रेग्युलेशन्स, २०१५ च्या रेग्युलेशन्स ३३ अंतर्गत स्टॉक एक्सचेंजसकडे सादर केलेल्या तिमाही आणि वार्षिक वित्तीय निष्कर्षांच्या तपशीलावर विवरणाचा एक उतारा आहे. तिमाही आणि वार्षिक वित्तीय निष्कर्षांचे तपशीलावर विवरण कंपनीची वेबसाईट [www.atishay.com](http://www.atishay.com) आणि स्टॉक एक्सचेंजसची वेबसाईट [www.bseindia.com](http://www.bseindia.com) वर उपलब्ध आहे.

**अतिशय लिमिटेडच्या संचालक मंडळासाठी आणि वतीने**  
**सही/-**  
**अखिलेश जैन**  
**अध्यक्ष आणि व्यवस्थापकीय संचालक**  
**डीआयएन क्र. ०००३१९१७**

**टिकाण : भीमाळ**  
**दिनांक : ११ नोव्हेंबर, २०२१**

**कैरा कॅन कंपनी लिमिटेड**  
 सीआयएन : एल२८१२२एमएच१९६२पीएलसी०१२८९  
 नॉड. कार्यालय : आधन हाऊस, डॉ. ई. मोक्षेस रोड, महालक्ष्मी, मुंबई ४०० ०११, भारत.  
 दूरध्वनी : ६६६० ८७११/ १३/ १४ फॅक्स: ७१-०२२ ६६६३ ४४०१  
 ईमेल : info@kairacan.com वेबसाईट : www.kairacan.com

३० सप्टेंबर, २०२१ रोजी संपलेल्या तिमाही आणि अर्ध वर्षाकरिता अलेखापरिष्कृत वित्तीय निष्कर्षांचा उतारा						
(रु. लाखात)						
अ. क्र.	तपशील	संपलेली तिमाही			संपलेले अर्धवर्ष	
		३० सप्टे., २१	३० जून, २१	३० सप्टे., २०	३० सप्टे., २१	३० सप्टे., २०
		(अलेखापरिष्कृत)	(अलेखापरिष्कृत)	(अलेखापरिष्कृत)	(अलेखापरिष्कृत)	(अलेखापरिष्कृत)
१	एकूण उत्पन्न	६,५६५.४४	५,१५९.८१	४,५८९.०४	११,७२५.४३	८,५४८.०९
२	कालावधीसाठी निव्वळ नफा (कर, अपवाददात्मक बाबींसाठी)	४९१.१८	४२४.१८	२४४.७५	९१५.३६	३९६.१२
३	कालावधीसाठी करपूर्व निव्वळ नफा (अपवाददात्मक बाबींकरिता)	४९१.१८	४२४.१८	२४४.७५	९१५.३६	३९६.१२
४	कालावधीसाठी करोरन निव्वळ नफा (अपवाददात्मक बाबींकरिता)	३२५.६८	३१५.६८	२००.९४	६४१.३६	३१४.१२
५	कालावधीसाठी एकूण सर्वसमावेशक उत्पन्न (कालावधीसाठी नफा (करोरन) आणि इतर सर्वसमावेशक उत्पन्न (करोरन) पर्यंत)	३२४.८१	३१४.००	२०९.६५	६३८.८१	३१३.३८
६	भरणा झालेले समभाग भांडवल (दरिनी मूल्य रु. १०/- प्रत्येकी)	९२.२१	९२.२१	९२.२१	९२.२१	९२.२१
७	मूलभूत आणि सौम्यिकृत प्रति समभाग प्राप्ती (प्रत्येकी रु. १०/- चे) (अंतीम कालावधीसाठी अवांशिक) - - मूलभूत (रु. मध्ये) - सौम्यिकृत (रु. मध्ये)	३५.३२ ३५.३२	३४.२३ ३४.२३	२२.८८ २२.८८	६९.५५ ६९.५५	३४.०६ ३४.०६


टिपा :

१. सेबी (लिस्टिंग अँड इंडस्ट्रियल रिकॉयर्समेंट) रेग्युलेशन, २०१५ च्या रेग्युलेशन ३३ अंतर्गत स्टॉक एक्सचेंजमध्ये सादर करण्यात आल्याप्रमाणे तिमाही आणि वार्षिक वित्तीय निष्कर्षांचा तपशीलांचा उतारा वर देण्यात आला आहे. तिमाही वित्तीय निष्कर्षांचे संपूर्ण विवरण बॉम्बे स्टॉक एक्सचेंजचे संकेतस्थळ (URL : [www.bseindia.com/corporates](http://www.bseindia.com/corporates)) आणि कंपनीचे संकेतस्थळ (URL : <http://www.kairacn.com/Download/KairaCn.aspx?FileType=Financial>) वर उपलब्ध आहे.

२. ३० सप्टेंबर, २०२१ रोजी संपलेल्या तिमाहीच्या दरम्यान कोणत्याही अपवाददात्मक आणि अनन्यसाधारण बाबी नाहीत.

संचालक मंडळाकरिता आणि वतीने  
सही / -  
ए. बी. कुलकर्णी  
व्यवस्थापकीय संचालक  
डीआयएन क्र. ०१६०८८८८

टिकाण : मुंबई  
दिनांक : १२ नोव्हेंबर, २०२१



## आयएल अँड एफएस इन्व्हेस्टमेंट मॅनेजर्स लिमिटेड

नोंदणीकृत कार्यालय : दी आयएल अँड एफएस फायनान्सियल सेंटर, सी-२२, 'जी' ब्लॉक, वांद्रे-कुर्ला संकुल, वांद्रे (पूर्व), मुंबई-४०० ०५१.

सीआयएन : एल६५११११एमएच११६५एलीसी१४७८१, वेबसाईट : [www.iimindia.com](http://www.iimindia.com), दूर. : ०२२-२६५३३३३३, फॅक्स : ०२२-२६५३३०६६, ई-मेल : [investor.relations@ilfsindia.com](mailto:investor.relations@ilfsindia.com)

### ३० सप्टेंबर, २०२१ रोजी संपलेल्या तिमाही आणि अर्ध वर्षासाठी एकत्रित वित्तीय निष्कर्षांचा उतारा

(रु. लाखांत)


तपशिल	संपलेली तिमाही ३०.०९.२०२१ (अलेखापरिश्चित)	संपलेली तिमाही ३०.०६.२०२१ (अलेखापरिश्चित)	संपलेली तिमाही ३०.०९.२०२१ (अलेखापरिश्चित)	संपलेल्या अर्ध वर्ष ३०.०९.२०२१ (अलेखापरिश्चित)	संपलेल्या अर्ध वर्ष ३०.०९.२०२० (अलेखापरिश्चित)	संपलेले वर्ष ३१.०३.२०२१ (लेखापरिश्चित)
प्रवर्तनातून एकूण उत्पन्न (निव्वळ)	१,२८०.९४	८८४.४२	१,६०४.२६	२,९६५.३६	२,८६७.२१	५,८३२.४९
वर्षासाठी निव्वळ नफा (कर आणि अपवादनामक बाबींपूर्वी)	२१९.४५	८१.७७	२९५.१७	३०९.२२	५६८.०३	९८९.४३
वर्षासाठी करपूर्व निव्वळ नफा (अपवादनामक बाबींनंतर)	२१९.४५	८१.७७	२९५.१७	३०९.२२	५६८.०३	९८९.४३
वर्षासाठी करोतर निव्वळ नफा (अपवादनामक बाबींनंतर)	१२४.१२	७.३४	२००.०६	१३१.४६	४१२.२५	९६१.५४
वर्षासाठी एवूंग सर्वसाधारण उत्पन्न	१०५.७५	११९.३७	१९.१२	२१७.१२	२१७.३८	७९१.१९
समभाग भांडवल	६,२८०.८५	६,२८०.८५	६,२८०.८५	६,२८०.८५	६,२८०.८५	६,२८०.८५
प्रति समभाग प्राप्ती (द्वारांनी मूल्य रु. २/- प्रत्येकी)	०.०१	(०.०१)	०.०३	०.०१	०.१०	०.२५
मूलभूत आणि सीमिकृत						
इतर समभाग		-				१४,६८९.२५

#### टिपा :

- तुलनात्मक कालावधीसह ३० सप्टेंबर, २०२१ रोजी संपलेल्या तिमाही आणि अर्ध वर्षासाठी आयएल अँड एफएस इन्व्हेस्टमेंट मॅनेजर्स लिमिटेड ("होलिडिंग कंपनी"), तिच्या उपकंपन्या (होलिडिंग कंपनी आणि तिच्या उपकंपन्या एकत्रितपणे "ग्रुप" आहेत) आणि संयुक्तपणे नियंत्रित मंडळे यांचे वरील एकत्रित वित्तीय निष्कर्ष सेबी (लिस्टिंग ऑब्लिगेशन्स अँड डिस्कलॉजर रिकायमेंट्स) रेग्युलेशन्स, २०१५ च्या रेग्युलेशन ३३ च्या बाबतीत १३ ऑगस्ट, २०२१ रोजी झालेल्या बैठकीत लेखापरीक्षण समितीने पुनर्विलोकीत केले आणि त्यानंतर कंपनीच्या संचालक मंडळाने ते मंजूर केले.
- निगम व्यवहार मंत्रालय (एमसीए), भारत सरकारने त्यांच्या दिनांक १ ऑक्टोबर, २०१८ च्या पत्राद्वारे कंपनी अधिनियम, २०१३ च्या कलम २१२ (१) आयएल अँड एफएस आणि तिच्या उपकंपन्या (कंपनी धरून) विरुद्ध सिरियस फ्रॉड इन्व्हेस्टिगेशन ऑफिस (एसएफआयओ) कडून तपास सुरू केला आहे. त्यांच्या तपासाचा एक भाग म्हणून एसएफआयओ आणि एफएसईट डायरेक्टोरेट (ईडी) ला ग्रुपकडून सातत्याने माहिती हवी असते ज्याचे ग्रुपने पालन केले आहे. तपास कार्य चालू आहे व ग्रुप तपास वंशशांशी पूर्ण सहकार्य करत आहे. ३ डिसेंबर, २०१८ रोजी एमसीए ने राष्ट्रीय कंपनी निधी न्यायाधिकाऱ्या (एनसीएलटी) च्या निर्देशांवरून आयएल अँड एफएसच्या विविध ग्रुप कंपन्यांना १ ऑक्टोबर, २०१८ रोजी त्यांनी दाखल केलेल्या याचिकेत उतरवादी म्हणून खटल्यात सामील केले आहे (न्यायमये कंपनी समविधता आहेत). पुढे, कंपनी अधिनियम, २०१३ च्या कलम १३०(१) अंतर्गत एमसीएच्या अन्य याचिकेच्या आधारे, एनसीएलटीने १ जानेवारी, २०१९ रोजी आयएल अँड एफएस (अंतिम होलिडिंग कंपनी) "आयएलआयएन" आणि आयएल अँड एफएस ट्रान्सपोर्टेशन नेटवर्क्स लिमिटेड ("आयटीएनएल") उपकंपनी) च्या मागील आर्थिक वर्षे २०१२-१३ ते आर्थिक वर्ष २०१७-१८ पर्यंतच्या लेखा पुढीलप्रमाणे पुढील उघडण्याचे आदेश दिले. ग्रुपला जेव्हा सध्याच्या समजुतीप्रमाणे, वरील बाबींचा वित्तीय निष्कर्षावर मोठा परिणाम होईल असे वाटत नसले तरी, वरील घडामोडींचे जे काही परिणाम होतील ते केवळ उपरोक्त प्रकरण निकाली निघेल तेव्हाच समजेल आणि म्हणून हा टप्प्यावर ते ठरविता येत नाही.
- सध्याच्या निधीचा एक मोठा हिस्सा ग्रुपकडून सांभाळला/सल्ला दिला जाणारा/ची मुदत संपत आला आहे. इतर निधी समुहाकडून सांभाळला/सल्ला दिला जाणारा/ची मुदत लवकर संपणारा आहे, ज्यामुळे त्यानंतर कंपनीच्या शुल्क महसुलात लक्षणीय घट होणार आहे. व्यवस्थापनाची अपेक्षा आहे की, ३० सप्टेंबर, २०२१ रोजीस ग्रुपने धारण केलेल्या तरत मालमतांसह समुहाच्या भविष्यातील प्राप्ती समुहाची सांभाळला/सल्ला दिला जाणाऱ्या सध्याची आणि पुढील १२ महिन्यांत उद्भवणारी भविष्यातील पुढीलच विभाव्यतास पुर्तेशी ठरेल. दरम्यान, आयएल अँड एफएस संचालक मंडळ आयएल अँड एफएस ग्रुपच्या हितसंबंधीसाठी मूल्य राखून ठेवणे शक्य व्हावे म्हणून एका निराकरण योजनेवर काम करत आहे. इतर गोष्टींसह निराकरण योजनेमध्ये आयएल अँड एफएसच्या मालकीच्या मता/व्यवसाय/कंपन्यांची विक्री अंतर्भूत आहे. आणि हा बाबतीत, आयएल अँड एफएस संचालक मंडळाने २१ डिसेंबर, २०१८ आणि २७ सप्टेंबर, २०१९ रोजी होलिडिंग कंपनी मधील तिच्या संपूर्ण हिस्श्याच्या विक्रीकरिता एक सार्वजनिक खार्यासाठी ऑनलाइन (ईओआय) निमंत्रित केली आहे. त्यामुळे, अशी हिस्सा विक्री पूर्ण होणे अंतिम असेपर्यंत येने निधी उभारण्याच्या ग्रुपच्या योजनेला स्थगित ठेवले आहे. पुढे, महामार्गाच्या उद्देगांमुळे विक्री प्रक्रियेच्या वेळापत्रकात विलंब झाला आणि जरी हिस्सा विक्री बाबत मोठी साशंकता आहे तरी व्यवस्थापनाला विश्वास आहे की, हे वित्तीय निष्कर्ष वनवण्यासाठी वापरलेली कार्यत संस्था म्हणून योग्य महत्त्वक योग्यच आहेत.
- वरील माहिती म्हणजे सेबी (लिस्टिंग ऑब्लिगेशन्स अँड अदर डिस्कलोजर रिकायमेंट्स) रेग्युलेशन्स, २०१५ च्या रेग्युलेशन ३३ अंतर्गत स्टॉक एक्सचेंजस कडे सादर संपलेले वर्षाकरिता वित्तीय निष्कर्षांच्या पत्रशिल्लार विवरणाचा एक उतारा आहे. अदर खाणीत वित्तीय निष्कर्षांच्या संपूर्ण विवरण स्टॉक एक्सचेंजस च्या वेबसाईट <http://www.nseindia.com> आणि <http://www.bseindia.com> येथे उपलब्ध आहे. सदर कंपनीच्या वेबसाईट <http://www.iimindia.com/financials.aspx> येथे सुद्धा उपलब्ध आहे.
- अंतिम वित्तीय निष्कर्षांवरील अतिरिक्त माहिती खालीलप्रमाणे :

(रु. लाखांत)

तपशिल	संपलेली तिमाही ३०.०९.२०२१ (अलेखापरिश्चित)	संपलेली तिमाही ३०.०६.२०२१ (अलेखापरिश्चित)	
-------	---	---	--

 <div> <b>PMC BANK</b>  <small>PROGRESS THROUGH FINANCIAL INCLUSION</small>  <small>BRANCH OFFICE</small>  <small>100, 101, 102, 103, 104, 105, 106, 107, 108, 109, 110, 111, 112, 113, 114, 115, 116, 117, 118, 119, 120, 121, 122, 123, 124, 125, 126, 127, 128, 129, 130, 131, 132, 133, 134, 135, 136, 137, 138, 139, 140, 141, 142, 143, 144, 145, 146, 147, 148, 149, 150, 151, 152, 153, 154, 155, 156, 157, 158, 159, 160, 161, 162, 163, 164, 165, 166, 167, 168, 169, 170, 171, 172, 173, 174, 175, 176, 177, 178, 179, 180, 181, 182, 183, 184, 185, 186, 187, 188, 189, 190, 191, 192, 193, 194, 195, 196, 197, 198, 199, 200, 201, 202, 203, 204, 205, 206, 207, 208, 209, 210, 211, 212, 213, 214, 215, 216, 217, 218, 219, 220, 221, 222, 223, 224, 225, 226, 227, 228, 229, 230, 231, 232, 233, 234, 235, 236, 237, 238, 239, 240, 241, 242, 243, 244, 245, 246, 247, 248, 249, 250, 251, 252, 253, 254, 255, 256, 257, 258, 259, 260, 261, 262, 263, 264, 265, 266, 267, 268, 269, 270, 271, 272, 273, 274, 275, 276, 277, 278, 279, 280, 281, 282, 283, 284, 285, 286, 287, 288, 289, 290, 291, 292, 293, 294, 295, 296, 297, 298, 299, 300, 301, 302, 303, 304, 305, 306, 307, 308, 309, 310, 311, 312, 313, 314, 315, 316, 317, 318, 319, 320, 321, 322, 323, 324, 325, 326, 327, 328, 329, 330, 331, 332, 333, 334, 335, 336, 337, 338, 339, 340, 341, 342, 343, 344, 345, 346, 347, 348, 349, 350, 351, 352, 353, 354, 355, 356, 357, 358, 359, 360, 361, 362, 363, 364, 365, 366, 367, 368, 369, 370, 371, 372, 373, 374, 375, 376, 377, 378, 379, 380, 381, 382, 383, 384, 385, 386, 387, 388, 389, 390, 391, 392, 393, 394, 395, 396, 397, 398, 399, 400, 401, 402, 403, 404, 405, 406, 407, 408, 409, 410, 411, 412, 413, 414, 415, 416, 417, 418, 419, 420, 421, 422, 423, 424, 425, 426, 427, 428, 429, 430, 431, 432, 433, 434, 435, 436, 437, 438, 439, 440, 441, 442, 443, 444, 445, 446, 447, 448, 449, 450, 451, 452, 453, 454, 455, 456, 457, 458, 459, 460, 461, 462, 463, 464, 465, 466, 467, 468, 469, 470, 471, 472, 473, 474, 475, 476, 477, 478, 479, 480, 481, 482, 483, 484, 485, 486, 487, 488, 489, 490, 491, 492, 493, 494, 495, 496, 497, 498, 499, 500, 501, 502, 503, 504, 505, 506, 507, 508, 509, 510, 511, 512, 513, 514, 515, 516, 517, 518, 519, 520, 521, 522, 523, 524, 525, 526, 527, 528, 529, 530, 531, 532, 533, 534, 535, 536, 537, 538, 539, 540, 541, 542, 543, 544, 545, 546, 547, 548, 549, 550, 551, 552, 553, 554, 555, 556, 557, 558, 559, 560, 561, 562, 563, 564, 565, 566, 567, 568, 569, 570, 571, 572, 573, 574, 575, 576, 577, 578, 579, 580, 581, 582, 583, 584, 585, 586, 587, 588, 589, 590, 591, 592, 593, 594, 595, 596, 597, 598, 599, 600, 601, 602, 603, 604, 605, 606, 607, 608, 609, 610, 611, 612, 613, 614, 615, 616, 617, 618, 619, 620, 621, 622, 623, 624, 625, 626, 627, 628, 629, 630, 631, 632, 633, 634, 635, 636, 637, 638, 639, 640, 641, 642, 643, 644, 645, 646, 647, 648, 649, 650, 651, 652, 653, 654, 655, 656, 657, 658, 659, 660, 661, 662, 663, 664, 665, 666, 667, 668, 669, 670, 671, 672, 673, 674, 675, 676, 677, 678, 679, 680, 681, 682, 683, 684, 685, 686, 687, 688, 689, 690, 691, 692, 693, 694, 695, 696, 697, 698, 699, 700, 701, 702, 703, 704, 705, 706, 707, 708, 709, 710, 711, 712, 713, 714, 715, 716, 717, 718, 719, 720, 721, 722, 723, 724, 725, 726, 727, 728, 729, 730, 731, 732, 733, 734, 735, 736, 737, 738, 739, 740, 741, 742, 743, 744, 745, 746, 747, 748, 749, 750, 751, 752, 753, 754, 755, 756, 757, 758, 759, 760, 761, 762, 763, 764, 765, 766, 767, 768, 769, 770, 771, 772, 773, 774, 775, 776, 777, 778, 779, 780, 781, 782, 783, 784, 785, 786, 787, 788, 789, 790, 791, 792, 793, 794, 795, 796, 797, 798, 799, 800, 801, 802, 803, 804, 805, 806, 807, 808, 809, 810, 811, 812, 813, 814, 815, 816, 817, 818, 819, 820, 821, 822, 823, 824, 825, 826, 827, 828, 829, 830, 831, 832, 833, 834, 835, 836, 837, 838, 839, 840, 841, 842, 843, 844, 845, 846, 847, 848, 849, 850, 851, 852, 853, 854, 855, 856, 857, 858, 859, 860, 861, 862, 863, 864, 865, 866, 867, 868, 869, 870, 871, 872, 873, 874, 875, 876, 877, 878, 879, 880, 881, 882, 883, 884, 885, 886, 887, 888, 889, 890, 891, 892, 893, 894, 895, 896</small></div>
---

जाहीर सूचना	जाहीर सूचना
<p>या नोटीसद्वारे सर्व जनतेस कळविण्यात येते की, गाव माळे, काशी, मिरा-भाईंदर, ता. जि. ठाणे येथील सध्या नं. ३४, हिस्सा नं. २ अ क्षेत्र १५०० चौ. मीटर ही जमिन शाहीन गुलामरसूल भोरानिया यांच्या मालकीची व सध्या नं. ३३ हिस्सा नं. ३ अ क्षेत्र ६२०० चौ. मीटर ही जमिन म. स्टेट्स बिल्डर्स आणि डेव्हलपर्स यांचे भागीदार म्हणून शाहीन गुलामरसूल भोरानिया यांनी मारत जमिनीचे टायटल शोध करण्यात सांगितले आहे. तरी सदर जमिनीमध्ये इतर कोणत्याही इसमांचे कुठल्याही प्रकारचे हक्क, अधिकार व हिस्सबंद असतील त्याही नोटीस प्रसिद्धाझाण्यापासून १५ दिवसांचे आ खालील पत्त्यावर लेखी यादद्वारे सूचना देण्यात येते आहे अशी हे नोंदणीकृत जिह्या आणि उप-निलखा मुंबई शहराभयंतली सीटीएस क्र. १०२/९२ येथील पथई, मुंबई, हिरादांनी हायलिव्ह मध्ये येथील तीन कार पाकिंग (बी-१-१३) बीए-२९, बी-३०) च्यासर राज गंगुसुभार यांच्या जिवा वीर वीर इत्या मजल्यावयाली युनिट क्र. ३०५ (पॉर्सेल) काली विक्री करत करण्यासाठी विक्री करत आहेत. वरील सदर पॉर्सेल आणि पाकिंग काली, जर कोणत्याही व्यक्ती किंवा वक्तीची यावरील सध्या सदर पॉर्सेल येथील दावा, आवक, हक्क, नामापाकार, हिस्सबंद ३. अन्वयत्न तरा व्यक्ती किंवा वक्तीची यांनी निमन्वयनक्षरीकारांना पुढच्या १५ दिवसांपासून पुढीलपास या प्रसिद्धीपासून १५ दिवसांच्या आत कळविणे आवश्यक आहे, त्यानंतर माझे अशील सदर सूचनेची तराखेनंतर कोणत्याही दावा, जर असल्यास, प्रामा झाल्यास पत्त्यावर न विचार करता तिला मनुद पुराव्यास विक्रीची प्रक्रिया पूर्ण करता. दिनांक १३ नोव्हेंबर, २०२१.</p>	<p>नरेंद्र अ. रिंग बकील उच्च न्यायालय, दुकरा क्र. ६८, पर्वज प्लाझा, हिरादांनी गार्डन, पठाई, मुंबई-४०००७६.</p>

ता - १०२, साई आनंद प्लाझा  
हिमालया कॉम्प्लेक्सच्या जवळ,  
मिरा-भाईंदर रोड, मिरा रोड (पूर्व),  
ता. जि. ठाणे.

**सही/-**  
**अॅड. प्रविण ह. पाटील**

<div> <div> <b>परिप्रेक्ष्य बैंक लिमिटेड</b>  ५, ३ रा मजला, हिस्सा मॉल,  (१), सुवे-१८ </div> </div>		<div> <div> <b>RELIANCE</b> </div> <div> <b>CAPITAL</b> </div> </div>																																																			
<p>यावे दिने निम्नलिखितप्रमाणे ऑडिट केलेल्या वित्तीय तथ्यांचा निवेदन देण्यात येत आहे. (१) सुवे-१८</p>		<p>१. Extract from the Consolidated Unaudited Financial Results of Reliance Capital Limited for the quarter and half year ended September 30, 2021. (₹ in crore, except per share data)</p>																																																			
<p>गहाण दिनांक ३० सप्टेंबर २०२१</p>		<table> <tr> <th>Sl. No.</th><th>Particulars</th><th>Quarter ended 30-Sep-21 Unaudited</th><th>Half-year ended 30-Sep-21 Unaudited</th><th>Quarter ended 30-Sep-20 Unaudited</th></tr> <tr> <td>1.</td><td>Total Income from Operations</td><td>6 001</td><td>10 449</td><td>4 929</td></tr> <tr> <td>2.</td><td>Net Profit / (Loss) for the period (before Tax, Exceptional and / or Extraordinary Item)</td><td>(1 115)</td><td>(2 063)</td><td>(2 534)</td></tr> <tr> <td>3.</td><td>Net Profit / (Loss) for the period (after Tax, Exceptional and / or Extraordinary Item) [owners equity]</td><td>(1 156)</td><td>(2 162)</td><td>(2 577)</td></tr> <tr> <td>4.</td><td>Total Comprehensive Income for the period [Comprising Profit / (Loss) for the period (after tax) and Other Comprehensive Income (after tax) [owners equity]]</td><td>(1 143)</td><td>(2 139)</td><td>(2 671)</td></tr> <tr> <td>5.</td><td>Equity Share Capital</td><td>253</td><td>253</td><td>253</td></tr> <tr> <td>6.</td><td>Other Equity</td><td>(13 929)</td><td>(13 929)</td><td>(5 967)</td></tr> <tr> <td>7.</td><td>Earnings Per Share (Basic) &amp; Diluted (Face Value of ₹ 10/- each) (not annualised)</td><td></td><td></td><td></td></tr> <tr> <td></td><td>(i) Diluted (₹)</td><td>(45.99)</td><td>(86.09)</td><td>(102.65)</td></tr> <tr> <td></td><td>(ii) Basic (₹)</td><td>(45.99)</td><td>(86.09)</td><td>(102.65)</td></tr> </table>		Sl. No.	Particulars	Quarter ended 30-Sep-21 Unaudited	Half-year ended 30-Sep-21 Unaudited	Quarter ended 30-Sep-20 Unaudited	1.	Total Income from Operations	6 001	10 449	4 929	2.	Net Profit / (Loss) for the period (before Tax, Exceptional and / or Extraordinary Item)	(1 115)	(2 063)	(2 534)	3.	Net Profit / (Loss) for the period (after Tax, Exceptional and / or Extraordinary Item) [owners equity]	(1 156)	(2 162)	(2 577)	4.	Total Comprehensive Income for the period [Comprising Profit / (Loss) for the period (after tax) and Other Comprehensive Income (after tax) [owners equity]]	(1 143)	(2 139)	(2 671)	5.	Equity Share Capital	253	253	253	6.	Other Equity	(13 929)	(13 929)	(5 967)	7.	Earnings Per Share (Basic) & Diluted (Face Value of ₹ 10/- each) (not annualised)					(i) Diluted (₹)	(45.99)	(86.09)	(102.65)		(ii) Basic (₹)	(45.99)	(86.09)	(102.65)
Sl. No.	Particulars	Quarter ended 30-Sep-21 Unaudited	Half-year ended 30-Sep-21 Unaudited	Quarter ended 30-Sep-20 Unaudited																																																	
1.	Total Income from Operations	6 001	10 449	4 929																																																	
2.	Net Profit / (Loss) for the period (before Tax, Exceptional and / or Extraordinary Item)	(1 115)	(2 063)	(2 534)																																																	
3.	Net Profit / (Loss) for the period (after Tax, Exceptional and / or Extraordinary Item) [owners equity]	(1 156)	(2 162)	(2 577)																																																	
4.	Total Comprehensive Income for the period [Comprising Profit / (Loss) for the period (after tax) and Other Comprehensive Income (after tax) [owners equity]]	(1 143)	(2 139)	(2 671)																																																	
5.	Equity Share Capital	253	253	253																																																	
6.	Other Equity	(13 929)	(13 929)	(5 967)																																																	
7.	Earnings Per Share (Basic) & Diluted (Face Value of ₹ 10/- each) (not annualised)																																																				
	(i) Diluted (₹)	(45.99)	(86.09)	(102.65)																																																	
	(ii) Basic (₹)	(45.99)	(86.09)	(102.65)																																																	
<p>२. Extract from the Standalone Unaudited Financial Results of Reliance Capital Limited for the quarter and half year ended September 30, 2021. (₹ in crore)</p>		<table> <tr> <th>Sl. No.</th><th>Particulars</th><th>Quarter ended 30-Sep-21 Unaudited</th><th>Half-year ended 30-Sep-21 Unaudited</th><th>Quarter ended 30-Sep-20 Unaudited</th></tr> <tr> <td>1.</td><td>Total Income</td><td>5</td><td>7</td><td>274</td></tr> <tr> <td>2.</td><td>Profit / (Loss) before tax</td><td>(253)</td><td>(586)</td><td>(2 475)</td></tr> <tr> <td>3.</td><td>Profit / (Loss) after tax</td><td>(253)</td><td>(586)</td><td>(2 475)</td></tr> </table>		Sl. No.	Particulars	Quarter ended 30-Sep-21 Unaudited	Half-year ended 30-Sep-21 Unaudited	Quarter ended 30-Sep-20 Unaudited	1.	Total Income	5	7	274	2.	Profit / (Loss) before tax	(253)	(586)	(2 475)	3.	Profit / (Loss) after tax	(253)	(586)	(2 475)																														
Sl. No.	Particulars	Quarter ended 30-Sep-21 Unaudited	Half-year ended 30-Sep-21 Unaudited	Quarter ended 30-Sep-20 Unaudited																																																	
1.	Total Income	5	7	274																																																	
2.	Profit / (Loss) before tax	(253)	(586)	(2 475)																																																	
3.	Profit / (Loss) after tax	(253)	(586)	(2 475)																																																	
<p>३. The above is an extract of the detailed format of the quarter and half year ended Financial Results filed with the Stock Exchange(s) on November 12, 2021 under Regulation 33 of the SEBI (Listing Obligations and Disclosure Requirements) Regulations, 2015. The full format of the Financial Results are available on the Company's website i.e. www.reliancecapital.co.in and on the website of the Stock Exchange(s) i.e. www.bseindia.com and www.nseindia.com.</p>		<p>November 12, 2021</p>																																																			
<p><b>Reliance Capital Limited</b>  CIN: L65910MH1986PL165645  Regd. Office: Kamla Mills Compound, Trade World, B Wing, 7<sup>th</sup> Floor  S. B. Marg, Mumbai 400 013, Tel.: +91 22 4158 4000, Fax: +91 22 2490 5125  E-mail: cr.investor@reliancecap.com, Website: www.reliancecapital.co.in</p>		<p>४. The above is an extract of the detailed format of the quarter and half year ended Financial Results filed with the Stock Exchange(s) on November 12, 2021 under Regulation 33 of the SEBI (Listing Obligations and Disclosure Requirements) Regulations, 2015. The full format of the Financial Results are available on the Company's website i.e. www.reliancecapital.co.in and on the website of the Stock Exchange(s) i.e. www.bseindia.com and www.nseindia.com.</p>																																																			
<p>सही / -  <b>प्राधिकृत अधिकारी</b>  <b>पंजाब एंड मरवाड को ऑफ बँक लि.</b></p>		<p>४. The above is an extract of the detailed format of the quarter and half year ended Financial Results filed with the Stock Exchange(s) on November 12, 2021 under Regulation 33 of the SEBI (Listing Obligations and Disclosure Requirements) Regulations, 2015. The full format of the Financial Results are available on the Company's website i.e. www.reliancecapital.co.in and on the website of the Stock Exchange(s) i.e. www.bseindia.com and www.nseindia.com.</p>																																																			

# FUTURE CONSUMER LIMITED

CIN : L52602MH1996PLC192090

Regd. Office : Knowledge House, Shyam Nagar, Off. Jogeshwari Vikhroli Link Road, Jogeshwari (E), Mumbai - 400 060.

Tel. No. : +91 22 4055 2200 | Fax. No. : +91 22 4055 2201

Email: investor.care@futureconsumer.in | Website: www.futureconsumer.in

## EXTRACT OF STATEMENT OF CONSOLIDATED FINANCIAL RESULTS FOR THE QUARTER AND SIX MONTHS ENDED SEPTEMBER 30, 2021

(Rs.in lakhs except per share data)

Particulars	For the	For the	For the
	Quarter ended	Quarter ended	Six Months ended
	September 30, 2021	September 30, 2020	September 30, 2021
	(Unaudited)	(Unaudited)	(Unaudited)
Total income from operations (net)	45,000.13	23,887.65	75,550.81
Net (Loss) for the period (before tax and Exceptional items)	(2,529.27)	(11,816.19)	(5,672.52)
Net (Loss) for the period before tax (after Exceptional items)	(2,529.27)	(15,374.99)	(5,672.52)
Net (Loss) for the period after tax (after Exceptional items)	(2,546.29)	(14,683.75)	(5,701.21)
Total Comprehensive Income for the period [Comprising Profit/(Loss) for the period (after tax) and Other Comprehensive Income (after tax)]	(2,543.18)	(14,665.72)	(5,707.95)
Equity Share Capital	118,415.29	114,459.41	118,415.29
<b>Earnings Per Share (of Rs.6/- each) for continuing operations after exceptional item</b>			
Basic (in Rs.)	(0.13)	(0.77)	(0.29)
Diluted (in Rs.)	(0.13)	(0.77)	(0.29)
<b>Earnings Per Share (of Rs.6/- each) for continuing operations before exceptional item</b>			
Basic (in Rs.)	(0.13)	(0.58)	(0.29)
Diluted (in Rs.)	(0.13)	(0.58)	(0.29)

### Key Standalone financial information of the Holding Company

(Rs. in lakhs)

Particulars	For the	For the	For the
	Quarter ended	Quarter ended	Six Months ended
	September 30, 2021	September 30, 2020	September 30, 2021
	(Unaudited)	(Unaudited)	(Unaudited)
Revenue from operations	31,777.77	7,540.79	49,311.73
Profit / (Loss) before Tax	(646.68)	(11,762.76)	(1,909.08)
Total comprehensive income	(646.72)	(11,051.35)	(1,910.58)

### Notes :

#### 1. Qualification in Auditor's Report

Due to non-availability of financial results, the impact of financial results of two joint ventures for the period July 01, 2021 to September 30, 2021 has not been considered while preparing the consolidated financial results of the Group for the period ended September 30, 2021. The carrying value of the Group's exposure (including investments, loans and other assets) in the aforesaid joint ventures is Rs. 6,348.20 lakhs. However, the financial results of these two joint ventures is not expected to have a material impact on the consolidated financial results for the period ended September 30, 2021.

#### 2. The above is an extract of the detailed format of Quarter and Six Months ended Financial Results filed with the Stock Exchanges under Regulation 33 of the SEBI (Listing Obligations and Disclosure Requirements) Regulations, 2015. The full format of the Quarter and Six Months Financial Results are available on the Stock Exchange websites - www.bseindia.com and www.nseindia.com and on the Company's website - www.futureconsumer.in

By Order of the Board  
For Future Consumer Limited

Place : Mumbai

Date : November 12, 2021

Sd/-  
Ashni Biyani

Managing Director

# IRONWOOD EDUCATION LIMITED

**(Formerly known as GREYCELLS EDUCATION LIMITED)**

Regd. Office : 402, 4th Floor, Avionne Sea View Pre Co-op Society Ltd., S.V. Road, Vile Parle - West, Mumbai - 400 056

CIN No: L65910MH1983PLC030838 Website: [www.greycellsld.com](http://www.greycellsld.com)

Email Id: [companysecretary@greycellsld.com](mailto:companysecretary@greycellsld.com) Contact No. 022-62390009

## UNAUDITED CONSOLIDATED FINANCIAL RESULTS FOR THE QUARTER AND HALF YEAR ENDED 30TH SEPTEMBER, 2021

₹. In lakhs, except share and per share data, unless otherwise stated

Sr. No.	Particulars	Quarter Ended			Half Year Ended		Year Ended
		30th Sept, 2021	30th June, 2021	30th Sept, 2020	30th Sept, 2021	30th Sept, 2020	31st March, 2021
		Unaudited	Unaudited	Unaudited	Unaudited	Unaudited	Audited
1	Revenue from operations	18.57	84.91	9.91	103.47	125.31	263.07
2	Profit/(loss) before share of profit/(loss) of joint ventures, exceptional item and tax	(90.31)	(11.64)	(93.56)	(101.98)	(112.49)	(198.26)
3	Profit/(Loss) before share of profit/loss of joint ventures and tax	(90.31)	(11.64)	(93.56)	(101.98)	(112.49)	(198.26)
4	Net Profit / (Loss) for the period	(92.16)	(13.99)	(96.47)	(106.17)	(115.42)	(201.91)
5	Total Comprehensive Income / (Loss) for the period	(91.15)	(13.46)	(102.23)	(104.63)	(121.96)	(199.72)
6	Paid-up Equity Capital (Face Value of Rs.10/- per share)	790.77	790.77	790.77	790.77	790.77	790.77
7	Reserve Excluding Revaluation Reserve	-	-	-	707.24	886.56	813.63
8	Earning Per Share (of Rs.10/- each) (not annualized)						
	(1) Basic	(1.17)	(0.18)	(1.22)	(1.34)	(1.46)	(2.55)
	(2) Diluted	(1.17)	(0.18)	(1.22)	(1.34)	(1.46)	(2.55)

### Notes:

- The above financial results were reviewed by the Audit Committee and have been approved by the Board of Directors at its meeting held on 12th November, 2021. The statutory auditors have carried out the limited review of the results.
- The financial results have been prepared in accordance with the Companies (Indian Accounting Standard) Rules 2015, (Ind AS) prescribed under Section 133 of the Companies Act, 2013. The date of transition to Ind AS is 1st April, 2016. These results have been prepared in accordance with Regulation 33 of the SEBI (Listing Obligations and Disclosure Requirements) Regulations, 2015 read with SEBI circular dated 6th July, 2016.
- Brief of Standalone Financial Results for the quarter ended 30th September, 2021

Particulars	Quarter Ended			Half Year Ended		Year Ended
	30th Sept, 2021	30th June, 2021	30th Sept, 2020	30th Sept, 2021	30th Sept, 2020	31st March, 2021
	Unaudited	Unaudited	Unaudited	Unaudited	Unaudited	Audited
Revenue from Operations	4.22	17.34	2.81	21.56	51.03	83.17
Profit/(Loss) before tax	(52.70)	(18.52)	(39.15)	(71.21)	(63.40)	(127.84)
Profit/(Loss) after tax	(52.43)	(18.25)	(39.16)	(70.67)	(63.43)	(131.17)
Total Comprehensive Income/(Loss)	(52.67)	(18.49)	(38.97)	(71.15)	(63.05)	(120.55)

- The above is an extract of the detailed format of the standalone and consolidated Financial Result for the quarter and half year ended 30th September, 2021 with the Stock Exchange under the Regulation 33 of the SEBI (Listing Obligations and Disclosure Requirements) Regulations, 2015. The Full format of the standalone and consolidated Financial Result for the quarter and half year ended 30th September, 2021 are available on the website of the company [www.greycellsld.com](http://www.greycellsld.com) and on the stock exchange website [www.bseindia.com](http://www.bseindia.com).

**For and on behalf of the Board**

**Sd/-**

**Place: Mumbai**

**Date: 12th November, 2021**

**Bela Desai**

**Director - DIN : 00917442**